
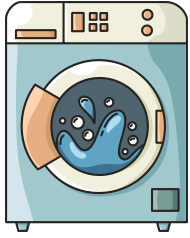





## Izbaci uljeza

U sljedećim listićima uređeni su zadaci po principu „izbaci uljeza“. U svakom redu slike su povezane zajedničkim obilježjem. Jedna slika ne pripada. Zadatak djeteta je imenovati zajedničku sličnost četiri sličice te imenovati/objasniti zbog čega jedna od sličica ne pripada.


Prva dva listića sadrže zadatke u kojima sličice pripadaju istoj kategoriji (npr. slatkiši), dok jedna od sličica ne pripada toj istoj kategoriji. Onu sličicu koja ne pripada, tj. koja je uljez, dijete mora prekrižiti ili zaokružiti.



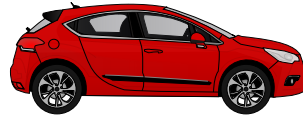


Druga dva listića sadrže zadatke u kojima sličice imaju isto obilježje (npr. velik), dok jedna od sličica nema to isto obilježje, već suprotno. Onu sličicu koja ne pripada, tj. koja je uljez, dijete mora prekrižiti ili zaokružiti.



LOGOPEDJA






dječja mozgalica






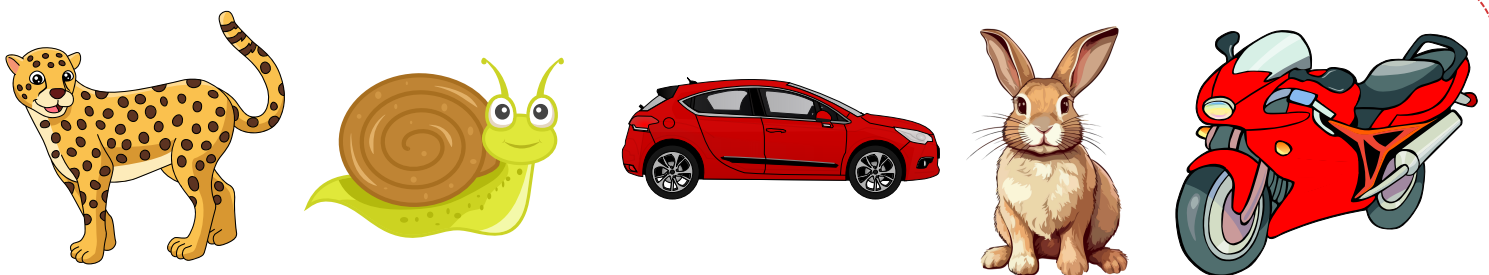
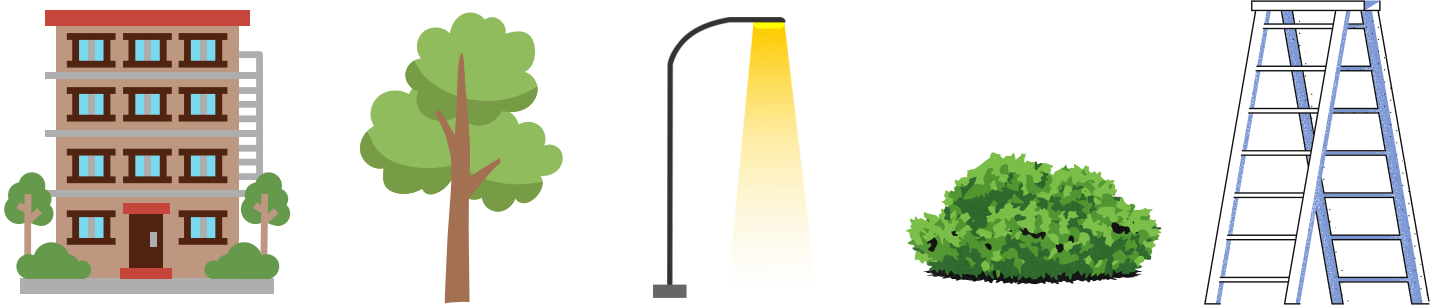
LOGOPEDJA

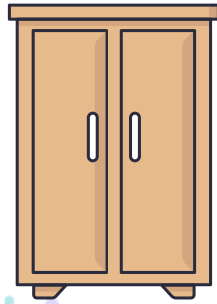


dječja mozgalica





LOGOPEDIJJA





dječja  
mozgalica

LOGOPED+JA

